



VENTO SWISH DC

*incorporates uniquely interconnected blades
and a seamlessly integrated LED light*



Karim Rashid

Designed by **Karim Rashid**




**DESIGN
AWARD
2018**


CEILING FAN FEATURES

- IF INTERNATIONAL DESIGN AWARD WINNER 2018
- A BOLD STATEMENT FAN FOR BEDROOMS & LIVING AREAS
- SEAMLESSLY INTERGRATED LED LIGHT AT BASE OF MOTOR
- VERY ENERGY EFFICIENT & QUIET IN OPERATION
- REMOTE CONTROL OPERATION


Colour Options Available:



WHITE 52'




BLACK &
WALNUT 48'



BLACK &
BAMBOO 48'

SWISH DC COLOURS

- | | |
|--------------------|-------------|
| White 48' | CFVESW2WH |
| Black & Walnut 48' | CFVESW2MBWA |
| Black & Bamboo 48' | CFVESW2MBBA |



Karim

Designed by Karim Rashid



VENTO

- The Vento Swish DC fan has a unique modern design with three, interconnected blades and a slightly smaller than standard 48' blade span
- The fan features an energy efficient 41W DC motor and has 4 selectable speeds that can be reversed for use in both summer and winter
- The Swish DC ceiling fan comes complete with a 11W LED light that is dimmable from the remote
- The LED light on the fan has a max lumens of 750 (includes glass shade on) and also has 2 adjustable settings for the colour temperature. (warm white 3000k or cool white 5000k).

Blade Span	48' (122cm)
Max Airflow	8,665 m3/h
Motor Max	41W DC
Blades	Plastic Blades
Speeds	4 Speed
Operation	Remote Control
Location	Indoor
Light Spec	11W LED (Dimmable)
Max Lumens	750 (with light shade)

DIMENSIONS

A Ceiling to Base* 460mm

B Blade Span 1220mm

*Ceiling to Base is approx to the lowest part of the fan

